

BUILD MARK™

WINDLOADED SYSTEMS

RAYNOR

The combined features of rugged steel, defined raised-panel styling, and authentic woodgrain texture, means BuildMark, gives your home curb appeal, and you peace of mind knowing it will withstand harsh winds.



BuildMark™ Ranch, Almond



BuildMark™ Colonial, White



Attributes




1 Track formed from strong, galvanized steel, along with durable, long-wearing steel rollers ensure smooth, quiet operation. **2** An energy-saving core of polystyrene insulation provides added comfort and helps keep your garage quieter.

3 Strong, roll-formed tongue-and-groove meeting rails seal out wind and rain, keeping your garage dry and secure. **4** Authentic woodgrain texture on the door's exterior adds visual appeal. **5** The Carriage House option offers a classic design that adds character to your home. And, with decorative hardware available in Bean or Fleur-de-lis styles, the Carriage House option is the perfect design touch for any architecturally stylized home.

Carriage House Option



Decorative Hardware



Strut Design



BuildMark doors are available in both u-bar and box strut designs, giving homeowners flexibility in choosing between a BuildMark Design approved for IBC, FBC, or TDI installation environments.

Sizes:


Heights: 6'6" through 10' in three inch increments*

Widths: 4' through 18' in one inch increments


*7'3" height not available

Panel Styles:*


1-Car Colonial




2-Car Colonial




1-Car Ranch




2-Car Ranch




1-Car Flush




2-Car Flush



1-Car Carriage



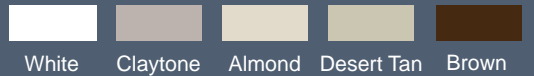
2-Car Carriage



*1-car doors shown in 8' x 7' configuration

*2-car doors shown in 16' x 7' configuration

Colors:



Exclusively Distributed By: